



worcestershire
county council

2021/22

BUDGET BOOK

Information in this document is as at 20 March 2021 and will vary across service areas in comparison with the budget set by Council on 18 February due to allocation of recharges, grants, savings and efficiency targets and the impact of the centralisation of executive support.

Rounding may also marginally impact

Contents

(Click on hyperlink)

[Summary Financial Information 2021-22](#)

[Change in Net Budget from 2020-21 to 2021-22](#)

[Gross Council Spend 2021-22](#)

[Subjective Analysis of Expenditure 2021-22](#)

[Chief Executives Unit](#)

[Commercial and Change](#)

[Economy & Infrastructure](#)

[People Services](#)

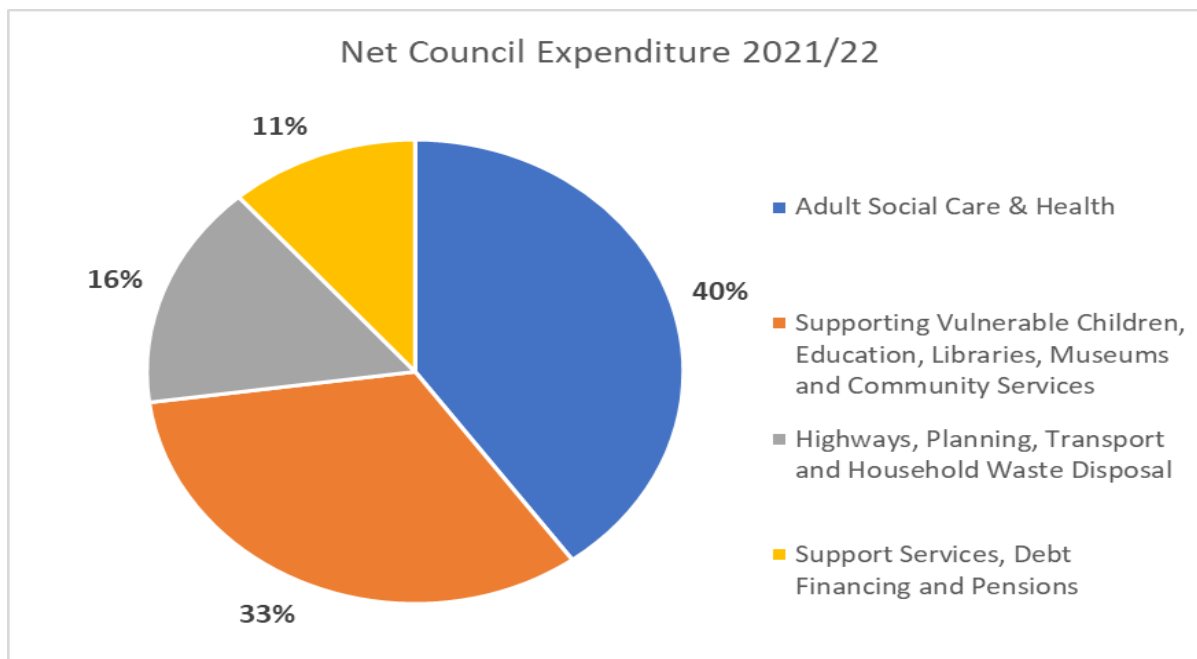
[Whole Council Services](#)

[Responsible Officers](#)

[Capital Programme](#)

Summary Financial Information 2021-22

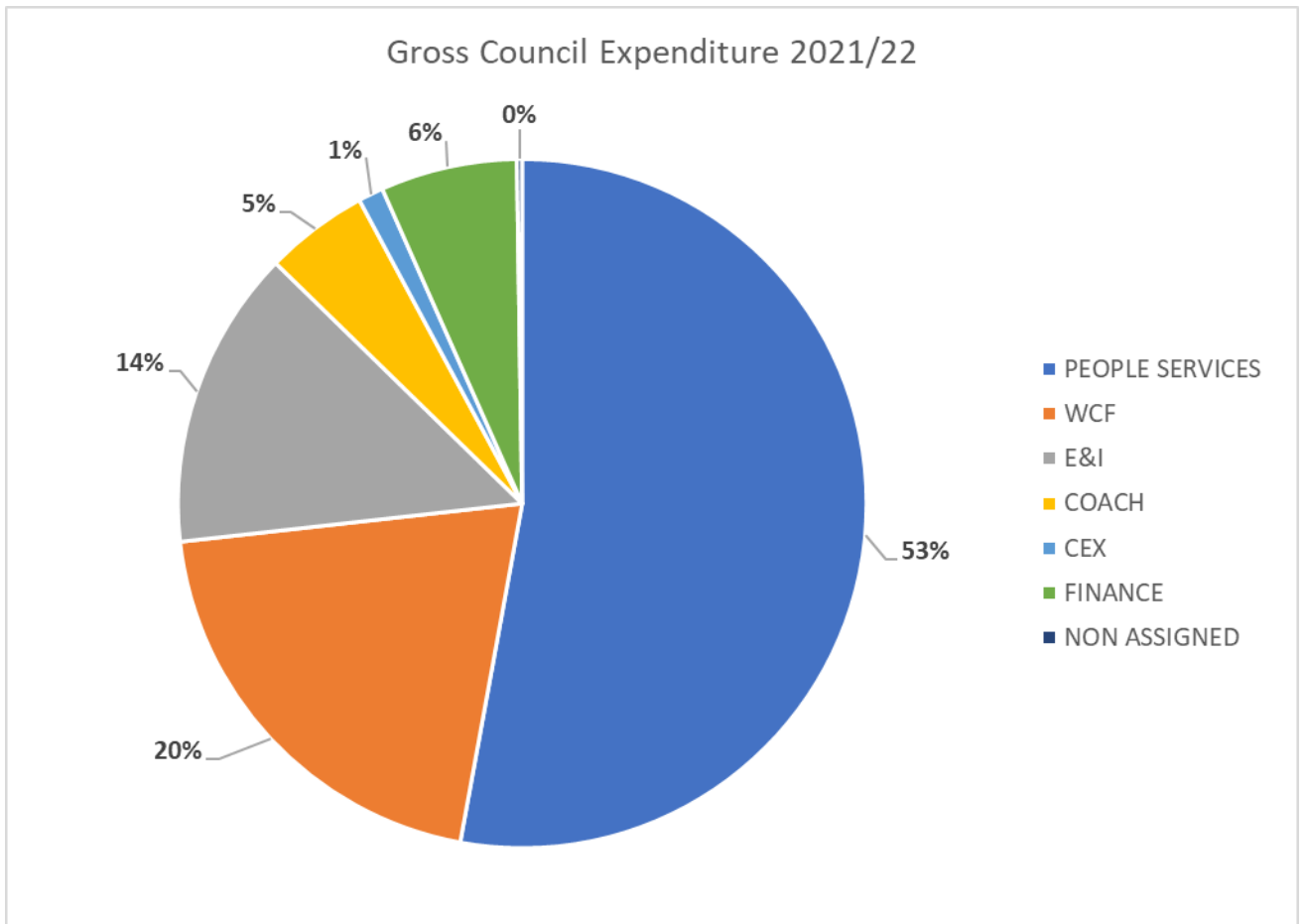
2020-21 Net Exp £m	Services	2021-22 Gross Exp £m	2021-22 Income £m	2021-22 Net Exp £m
0	Schools budget	231.0	231.0	0.0
100.2	Worcestershire Children First - Supporting vulnerable children & Education	125.1	18.6	106.6
141	Adult social care and health	255.0	112.8	142.2
12	Libraries, museums & community services	36.2	25.8	10.4
56.4	Highways, planning, transport & waste disposal	69.5	13.7	55.8
35.6	Support services, capital financing & pensions	66.2	25.6	40.6
345.2	Total cost of services	782.9	427.4	355.5
1.1	Use of reserves	-3.0	0.0	-3.0
346.3	Net budget requirement	779.9	427.4	352.5
	Funded by:			
2.9	Council Tax surplus/(deficit)		-1.7	
279.1	Amount to be met by Council Tax payer		285.2	
282	Council Tax Requirement		283.5	
64.3	Business Rates		66.2	
0	Other grants		2.8	
346.3	Total	0.0	352.5	

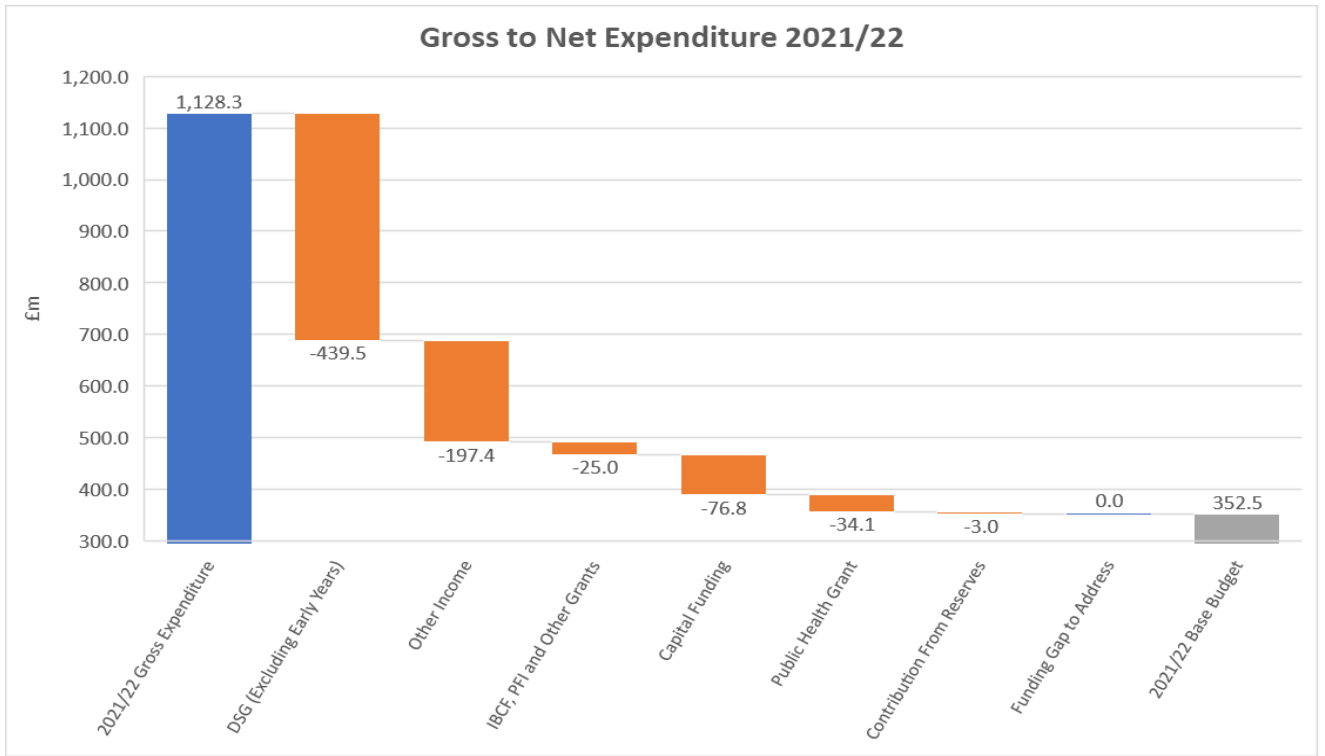


Change in Net Budget from 2020-21 to 2021-22

	£m
Net Budget Requirement 2020-21	346.3
Add back transfer to reserves	-1.1
Revised Starting Position 2020-21	345.2
Adult social care demographics increase	11.5
Worcestershire Children First investment	7.7
Investment to address 2021-22 pressures	4.6
Inflation (other services)	2.5
Investment to address hardship in the Community	0.3
Funding Capital Investment in highways and footways improvements and flood mitigation	0.1
Social Care Grant	-2.2
Other Government Grants	-7.1
Transformation Reforms	-7.1
Transfer to (from) Reserves	-3.0
Net Budget Requirement 2021-22	352.5

Gross Council Spend 2021-22





Subjective Analysis of Expenditure 2021-22

£'000	Chief Executive's Unit	Commercial and Change (COACH)	Economy and Infrastructure	Adult Services	Communities	Public Health	WCF	Whole Council	TOTAL
EMPLOYEE COSTS	8,982	9,411	12,274	18,655	21,533	2,961	0	4,474	78,289
Of which:									
DIRECT EMPLOYEE EXPENSES	9,036	9,504	12,534	19,064	21,250	2,943	0	4,464	78,796
INDIRECT EMPLOYEE EXPENSES	(54)	(93)	(260)	(410)	283	17	0	10	(507)
PREMISES RELATED EXPENDITURE	5	4,591	888	667	20,009	21	0	0	26,180
TRANSPORT RELATED EXPENDITURE	40	48	1,904	2,111	641	33	0	0	4,777
SUPPLIES AND SERVICES	1,661	6,632	2,887	5,651	3,899	6,301	0	(332)	26,698
THIRD PARTY PAYMENTS	0	4,751	72,207	207,592	821	25,581	106,583	267	417,803
SUPPORT SERVICES	1,221	5,537	3,846	5,139	4,330	258	0	0	20,333
CAPITAL FINANCING COSTS	0	0	0	(440)	0	0	0	18,265	17,825
EXPENDITURE	11,910	30,970	94,005	239,375	51,232	35,155	106,583	22,673	591,905
INCOME	(9,860)	(23,025)	(31,565)	(104,758)	(32,952)	(35,591)	0	(2,165)	(239,915)
Of which:									
GOVERNMENT GRANTS	0	(69)	(7,169)	(47,789)	(14,962)	(33,908)	0	(1,513)	(105,410)
OTHER NON-GOVERNMENT GRANTS	(5)	0	0	(2,158)	(363)	(45)	0	0	(2,572)
CUSTOMER AND CLIENT RECEIPTS	(3,826)	(6,742)	(19,982)	(52,713)	(13,537)	(829)	0	(652)	(98,283)
RECHARGES	(6,028)	(16,214)	(4,414)	(2,097)	(4,090)	(809)	0	0	(33,651)
TRANSFER TO/FROM RESERVES	(5)	(529)	(6,916)	0	(105)	0	0	11,098	3,543
NET EXPENDITURE	2,045	7,417	55,523	134,617	18,175	(436)	106,583	31,606	355,532
CONTRIBUTION FROM RESERVES									(3,000)
NET BUDGET REQUIREMENT									352,532

Analysis of Expenditure by Directorate and Assistant Director 2021-22

Chief Executives Unit – Paul Robinson

SERVICE	Revised Budget	Revised Budget
	20/21	21/22
	£'000	£'000
Financial Services		
Income	-3,480	-4,026
Pay	3,271	3,912
Non-Pay	793	1,367
Total Expenditure	4,064	4,872
Net Budget	584	846
HR, OD & Engagement		
Income	-5,895	-6,245
Pay	4,706	4,999
Non-Pay	1,711	2,030
Total Expenditure	6,417	7,029
Net Budget	522	785
Chief Executives		
Income	-5	-5
Pay	299	261
Non-Pay	155	159
Total Expenditure	453	420
Net Budget	448	415
Total		
Income	-9,380	-10,276
Pay	8,276	9,172
Non-Pay	2,658	3,556
Total Expenditure	10,934	12,321
Net Budget	1,554	2,045

Financial Services – Michael Hudson

SERVICE	Revised Budget	Revised Budget
	20/21	21/22
	£'000	£'000
Financial Services		
Income	-3,480	-4,026
Pay	3,271	3,912
Non-Pay	793	1,367
Total Expenditure	4,064	4,872
Net Budget	584	846

Chief Executives Unit – Paul Robinson

SERVICE	Revised Budget	Revised Budget
	20/21	21/22
	£'000	£'000
Chief Executive		
Income	-5	-5
Pay	299	261
Non-Pay	155	159
Total Expenditure	453	420
Net Budget	448	415

HR, OD and Engagement – Richard Taylor

SERVICE	Revised Budget	Revised Budget
	20/21	21/22
	£'000	£'000
Engagement & Communications		
Income	-684	-881
Pay	808	1,046
Non-Pay	-68	199
Total Expenditure	740	1,244
Net Budget	56	363
Health & Safety		
Income	-328	-334
Pay	247	250
Non-Pay	103	104
Total Expenditure	350	353
Net Budget	22	19
HR - Core		
Income	-4,883	-4,619
Pay	3,651	3,772
Non-Pay	1,677	1,250
Total Expenditure	5,327	5,022
Net Budget	444	402
Total		
Income	-5,895	-6,245
Pay	4,706	4,999
Non-Pay	1,711	2,030
Total Expenditure	6,417	7,029
Net Budget	522	785

Commercial and Change – Andrew Spice

SERVICE	Revised Budget	Revised Budget
	20/21 £'000	21/22 £'000
Legal and Democratic Services		
Income	-2,923	-2,986
Pay	2,426	2,337
Non-Pay	5,669	5,830
Total Expenditure	8,095	8,167
Net Budget	5,172	5,181
Transformation and Commercial		
Income	-11,590	-12,013
Pay	2,368	2,647
Non-Pay	10,501	10,746
Total Expenditure	12,869	13,393
Net Budget	1,278	1,380
Digital, IT and Customer Services		
Income	-8,301	-8,707
Pay	4,386	4,453
Non-Pay	4,419	5,110
Total Expenditure	8,805	9,563
Net Budget	504	856
Total		
Income	-22,814	-23,706
Pay	9,180	9,437
Non-Pay	20,589	21,686
Total Expenditure	29,769	31,123
Net Budget	6,954	7,417

Legal and Democratic Services – Abraham Ezekiel

SERVICE	Revised Budget	Revised Budget
	20/21	21/22
	£'000	£'000
Legal and Democratic Services - Business Support		
Income	-47	-48
Pay	129	99
Non-Pay	68	70
Total Expenditure	197	169
Net Budget	150	121
Democratic Representation (incl Members Allowances)		
Income	-798	-803
Pay	486	441
Non-Pay	5,076	5,207
Total Expenditure	5,562	5,648
Net Budget	4,764	4,845
Legal Services Core Team		
Income	-2078	-2135
Pay	1811	1797
Non-Pay	525	553
Total Expenditure	2,336	2,350
Net Budget	258	215
Total		
Income	-2,923	-2,986
Pay	2,426	2,337
Non-Pay	5,669	5,830
Total Expenditure	8,095	8,167
Net Budget	5,172	5,181

Commercial and Transformation – Jonathan Fitzgerald-Guy

SERVICE	Revised	Revised
	Budget	Budget
	20/21	21/22
	£'000	£'000
COACH - Management		
Income	-347	-358
Pay	250	227
Non-Pay	363	374
Total Expenditure	613	600
Net Budget	266	243
Commercial, Management Information & Research		
Income	-2,330	-2,399
Pay	1,627	2,070
Non-Pay	959	1,167
Total Expenditure	2,586	3,237
Net Budget	255	838
Property Services		
Income	-8,601	-8,945
Pay	191	94
Non-Pay	9,124	9,149
Total Expenditure	9,316	9,244
Net Budget	715	298
Programme Office		
Income	-311	-311
Pay	299	256
Non-Pay	54	56
Total Expenditure	354	312
Net Budget	43	0
Total		
Income	-11,590	-12,013
Pay	2,368	2,647
Non-Pay	10,501	10,746
Total Expenditure	12,869	13,393
Net Budget	1,278	1,380

Digital, IT and Customer Services – Sandra Taylor

SERVICE	Revised	Revised
	Budget	Budget
	20/21	21/22
	£'000	£'000
Digital Centre of Innovation		
Income	-1,913	-1,849
Pay	1,749	1,774
Non-Pay	203	221
Total Expenditure	1,952	1,995
Net Budget	39	146
ICT Managed Service		
Income	-3,468	-3,765
Pay	1,466	1,382
Non-Pay	2,089	2,486
Total Expenditure	3,555	3,868
Net Budget	87	103
ICT Broadband Service		
Income	-502	-516
Pay		
Non-Pay	473	486
Total Expenditure	473	486
Net Budget	-29	-30
Customer Service		
Income	-1,085	-1,107
Pay	387	392
Non-Pay	698	698
Total Expenditure	1,085	1,090
Net Budget	0	-17
CIMU		
Income	-836	-885
Pay	426	483
Non-Pay	398	407
Total Expenditure	824	890
Net Budget	-12	5

SERVICE	Revised Budget	Revised Budget
ICT Management		
Income	-497	-585
Pay	358	422
Non-Pay	558	812
Total Expenditure	916	1,234
Net Budget	419	649
Digital, IT and Customer Services		
Income	-8,301	-8,707
Pay	4,386	4,453
Non-Pay	4,419	5,110
Total Expenditure	8,805	9,563
Net Budget	504	856

Economy & Infrastructure – John Hobbs

SERVICE	Revised Budget	Revised Budget
	20/21 £'000	21/22 £'000
Transport, Highways and Maintenance		
Income	-8,575	-9,772
Pay	7,970	7,440
Non-Pay	20,416	21,764
Total Expenditure	28,385	29,204
Net Budget	19,811	19,431
Major Projects, Infrastructure & Waste		
Income	-21,306	-22,587
Pay	5,146	5,021
Non-Pay	52,273	53,658
Total Expenditure	57,419	58,679
Net Budget	36,113	36,091
Total		
Income	-29,881	-32,360
Pay	13,116	12,461
Non-Pay	72,688	75,422
Total Expenditure	85,805	87,882
Net Budget	55,924	55,523

Transport, Highways & Maintenance – Paul Smith

SERVICE	Revised	Revised
	Budget	Budget
	20/21	21/22
	£'000	£'000
Operations, Highways and PROW		
Income	-810	-820
Pay	2,374	1,909
Non-Pay	5,387	5,820
Total Expenditure	7,761	7,729
Net Budget	6,951	6,909
Transport Operations		
Income	-5,216	-6,095
Pay	3,594	3,380
Non-Pay	12,736	13,442
Total Expenditure	16,330	16,822
Net Budget	11,114	10,727
Winter Maintenance		
Income	0	0
Pay	51	52
Non-Pay	1,128	1,105
Total Expenditure	1,179	1,157
Net Budget	1,179	1,157
Network Control		
Income	-2,548	-2,857
Pay	1,951	2,098
Non-Pay	1,164	1,398
Total Expenditure	3,115	3,496
Net Budget	567	639
Total		
Income	-8,575	-9,772
Pay	7,970	7,440
Non-Pay	20,416	21,764
Total Expenditure	28,385	29,204
Net Budget	19,811	19,431

Major Projects, Infrastructure & Waste – Rachel Hill

SERVICE	Revised Budget	Revised Budget
	20/21	21/22
	£'000	£'000
Business, Administration & Systems		
Income	-833	-857
Pay	751	456
Non-Pay	-293	749
Total Expenditure	458	1,205
Net Budget	-375	347
Strategic Land & Economy		
Income	-3,287	-4,723
Pay	1,987	2,446
Non-Pay	2,416	3,096
Total Expenditure	4,403	5,543
Net Budget	1,116	819
Waste management		
Income	-14,203	-13,948
Pay	395	658
Non-Pay	41,754	41,551
Total Expenditure	42,150	42,209
Net Budget	27,947	28,261
Infrastructure & Assets		
Income	-62	-64
Pay	626	410
Non-Pay	5,582	5,320
Total Expenditure	6,208	5,731
Net Budget	6,146	5,667

SERVICE	Revised Budget	Revised Budget
	20/21	21/22
	£'000	£'000
Project Delivery		
Income	-2,322	-2,322
Pay	417	389
Non-Pay	2,264	2,252
Total Expenditure	2,681	2,641
Net Budget	359	319
Sustainable Schemes		
Income	0	0
Pay	-92	-69
Non-Pay	104	106
Total Expenditure	13	38
Net Budget	13	38
Planning & Regulation		
Income	-599	-672
Pay	1,061	730
Non-Pay	446	583
Total Expenditure	1,507	1,313
Net Budget	908	640
Total		
Income	-21,306	-22,587
Pay	5,146	5,021
Non-Pay	52,273	53,658
Total Expenditure	57,419	58,679
Net Budget	36,113	36,091

People Services – Paula Furnival

SERVICE	Revised Budget	Revised Budget
	20/21	21/22
	£'000	£'000
Adult Services		
Income	-90,998	-104,763
Pay	17,754	18,656
Non-Pay	203,919	220,724
Total Expenditure	221,674	239,380
Net Budget	130,676	134,617
Communities		
Income	-29,102	-32,987
Pay	20,023	21,531
Non-Pay	28,109	29,632
Total Expenditure	48,132	51,162
Net Budget	19,029	18,175
WCF		
Income	-18,560	-18,560
Pay		
Non-Pay	120,375	125,143
Total Expenditure	120,375	125,143
Net Budget	101,815	106,583
Public Health		
Income	-49,342	-52,668
Pay	2,517	2,961
Non-Pay	48,493	49,270
Total Expenditure	51,011	52,232
Net Budget	1,669	-436
Total		
Income	-188,002	-208,979
Pay	40,294	43,148
Non-Pay	400,897	424,769
Total Expenditure	441,191	467,917
Net Budget	253,189	258,938

In relation to WCF a copy of the cabinet report including their approved business plan can be found [here](#)

Adult Services – Kerry McCrossan

SERVICE	Revised Budget	Revised Budget
	20/21 £'000	21/22 £'000
Older People		
Income	-33,089	-36,047
Pay	12,141	12,044
Non-Pay	85,477	90,883
Total Expenditure	97,618	102,927
Net Budget	64,528	66,880
Learning Disabilities		
Income	-9,462	-12,177
Pay	1,696	1,797
Non-Pay	68,877	70,715
Total Expenditure	70,573	72,513
Net Budget	61,111	60,336
Physical Disabilities		
Income	-2,847	-4,157
Pay	198	0
Non-Pay	18,634	19,587
Total Expenditure	18,831	19,587
Net Budget	15,984	15,430
Mental Health		
Income	-5,294	-9,852
Pay	1,980	2,548
Non-Pay	20,362	25,601
Total Expenditure	22,342	28,149
Net Budget	17,048	18,297

SERVICE	Revised Budget	Revised Budget
	20/21 £'000	21/22 £'000
Adults Commissioning Unit (incl BCF)		
Income	-12,141	-12,065
Pay	1,254	1,547
Non-Pay	11,211	12,939
Total Expenditure	12,465	14,485
Net Budget	324	2,420
Social Care Grant		
Income	-9,819	-11,996
Pay	0	0
Non-Pay	0	0
Total Expenditure	0	0
Net Budget	-9,819	-11,996
Central Services (Incl iBCF income)		
Income	-18,345	-18,468
Pay	486	719
Non-Pay	-641	999
Total Expenditure	-155	1,718
Net Budget	-18,500	-16,750
Total ADULT SERVICES		
Income	-90,998	-104,763
Pay	17,754	18,656
Non-Pay	203,919	220,724
Total Expenditure	221,674	239,380
Net Budget	130,676	134,617

Community Services – Hannah Perrott

SERVICE	Revised Budget	Revised Budget
	20/21 £'000	21/22 £'000
Adult Provider Services		
Income	-4,429	-7,057
Pay	10,445	11,766
Non-Pay	3,283	4,499
Total Expenditure	13,728	16,265
Net Budget	9,299	9,209
Strategic Libraries		
Income	-7,254	-8,025
Pay	2,906	2,957
Non-Pay	9,283	9,336
Total Expenditure	12,188	12,293
Net Budget	4,935	4,268
Museum Services		
Income	-117	-119
Pay	232	238
Non-Pay	521	527
Total Expenditure	754	765
Net Budget	636	647
Archives and Archaeology		
Income	-1,770	-1,806
Pay	1,761	1,777
Non-Pay	1,534	1,544
Total Expenditure	3,294	3,321
Net Budget	1,525	1,514

SERVICE	Revised Budget	Revised Budget
	20/21 £'000	21/22 £'000
Greenspace & Gypsy Services		
Income	-1,310	-1,629
Pay	921	944
Non-Pay	889	881
Total Expenditure	1,810	1,825
Net Budget	500	196
Community Services Leadership Team		
Income	0	0
Pay	129	131
Non-Pay	76	76
Total Expenditure	204	207
Net Budget	204	207
Skills & Investment Including Adult Learning		
Income	-1,666	-1,676
Pay	1,367	1,383
Non-Pay	713	723
Total Expenditure	2,080	2,106
Net Budget	414	430
SENDIASS		
Income	-65	-139
Pay	129	159
Non-Pay	31	32
Total Expenditure	160	191
Net Budget	95	52
Children's Commissioning & Partnership		
Income	0	0
Pay	276	299
Non-Pay	73	55
Total Expenditure	349	354
Net Budget	349	354

SERVICE	Revised Budget	Revised Budget
	20/21	21/22
	£'000	£'000
Buildings & Pension Liabilities (Children's Services)		
Income	-11,205	-11,205
Pay	730	740
Non-Pay	10,674	10,883
Total Expenditure	11,404	11,623
Net Budget	199	418
Registration & Coroner		
Income	-1,287	-1,331
Pay	1,127	1,137
Non-Pay	1,032	1,076
Total Expenditure	2,160	2,212
Net Budget	872	881
WCF Contract		
Income	-18,560	-18,560
Pay	0	0
Non-Pay	120,375	125,143
Total Expenditure	120,375	125,143
Net Budget	101,815	106,583
Total		
Income	-47,663	-51,547
Pay	20,023	21,531
Non-Pay	148,484	154,775
Total Expenditure	168,507	176,305
Net Budget	120,844	124,758

Public Health Services – Kath Cobain

Kath Cobain	Revised Budget	Revised Budget
	20/21	21/22
	£'000	£'000
Public Analyst		
Income	0	-69
Pay	17	17
Non-Pay	50	51
Total Expenditure	67	69
Net Budget	67	0
Trading Standards		
Income	-689	-749
Pay	615	607
Non-Pay	257	264
Total Expenditure	872	872
Net Budget	183	123
Children's S75		
Income	-17,901	-17,901
Pay	0	0
Non-Pay	19,320	19,855
Total Expenditure	19,320	19,855
Net Budget	1,419	1,954
Public Health Grant Funded Services		
Income	-30,752	-33,949
Pay	1,886	2,337
Non-Pay	28,866	29,100
Total Expenditure	30,752	31,436
Net Budget	0	-2,513
Total		
Income	-49,342	-52,668
Pay	2,517	2,961
Non-Pay	48,493	49,270
Total Expenditure	51,011	52,232
Net Budget	1,669	-436

Whole Council Services

SERVICE	Revised	Revised
	Budget	Budget
	20/21	21/22
	£'000	£'000
Financing Transactions (Borrowing and Investments)		
Income	-376	-396
Pay	0	0
Non-Pay	15,969	18,074
Total Expenditure	15,969	18,074
Net Budget	15,593	17,678
MRP		
Income	0	0
Pay	0	0
Non-Pay	10,782	11,098
Total Expenditure	10,782	11,098
Net Budget	10,782	11,098
Contributions and Precepts		
Income	0	0
Pay	0	0
Non-Pay	259	267
Total Expenditure	259	267
Net Budget	259	267
Pension Fund Backfunding Liabilities		
Income	0	0
Pay	4,401	4,464
Non-Pay	0	0
Total Expenditure	4,401	4,464
Net Budget	4,401	4,464

SERVICE	Revised Budget	Revised Budget
	20/21	21/22
	£'000	£'000
Miscellaneous Whole Organisation Services		
Income	-250	-257
Pay	10	10
Non-Pay	598	916
Total Expenditure	608	926
Net Budget	358	668
New Homes Bonus Grant Income		
Income	-2,614	-1,513
Pay	0	0
Non-Pay	0	0
Total Expenditure	0	0
Net Budget	-2,614	-1,513
Whole Organisation - Contingency		
Income	0	0
Pay	0	0
Non-Pay	431	444
Total Expenditure	431	444
Net Budget	431	444
Organisation Review		
Income	0	0
Pay	0	0
Non-Pay	-1,692	-1,500
Total Expenditure	-1,692	-1,500
Net Budget	-1,692	-1,500
Total		
Income	-3,240	-2,166
Pay	4,411	4,474
Non-Pay	26,347	29,298
Total Expenditure	30,758	33,772
Net Budget	27,518	31,606

Responsible Officers

Description	Directorate	Lead Manager
Communications Unit and Consumer Relations Unit	CEX	Jo Dalton
Health & Safety	CEX	Clive Werrett
Human Resources	CEX	Richard Taylor
Chief Executive Department and Lord Lieutenancy	CEX	Paul Robinson
COaCH Management	COaCH	Andrew Spice
Commercial Team	COaCH	David Griffiths
Research Function	COaCH	Rob Morris
ICT Services	COaCH	Sandra Taylor
Corporate Information Management Unit	COaCH	Becki Staite
Committee, Member and Democratic Services	COaCH	Sheena Jones
Legal Section	COaCH	Tom Pollock / Lewis Jones
Property Services	COaCH	Andy Moran
COaCH Programme Office	COaCH	Rob Elmes
Finance	Finance	Michael Hudson
Sustainability	E&I	Liz Alston
Economic Development Delivery	E&I	Sue Crow
County Enterprises Worcester	E&I	Sue Crow
Revenue Bridge Maintenance & Road Lighting	E&I	Nick Twaite
Winter maintenance	E&I	Nick Twaite
Waste Management & Pollution	E&I	Richard Woodward
Broadband Project Costs	E&I	Ste Ashton
E&I Project Office	E&I	Lindsey Keir
Flood risk & highways drainage	E&I	Glen Lucitt / Matt Maginnis
Development Control - S278/38 Team	E&I	Adrian Tuck
Local Works, Highways & Countryside and Design & Build	E&I	Eliot Pritchard
Mapping Team - Public Rights of Way (PROW)	E&I	Pete Smith
Driving Training, Drivers & Concessionary Fares	E&I	Pete Smith
Local Bus and Fleet Services	E&I	Stuart Payton
Transport Systems & Technology	E&I	Matt Stone
Transport Strategy	E&I	Emily Barker
Development Control and Strategic Planning	E&I	Emily Barker
Streetworks and Network Control	E&I	Sarah Gilmour
Older People and Physical Disability Social Care Services	People	Kerry McCrossan
Adults Commissioning Unit	People	Rebecca Wassell
Day Services, Extra Care, Short breaks, Shared Lives, Home Care	People	Morgan Price
Young Adults Team	People	Faith Robinson-Wain
Independent Living Fund	People	Faith Robinson-Wain

Description	Directorate	Lead Manager
Mental Health Team incl Community Mental Health	People	Faith Robinson-Wain
Early Intervention Team	People	Faith Robinson-Wain
Benefits & Contributions Team	People	Charles Huntington
Safeguarding Board	People	Sarah Cox
Integrated Community Equipment Services	People	Fran Kelsey
Direct Payments	People	Kerry McCrossan
Quality & Safeguarding including Liberty Protection Safeguards	People	Sarah Cox
Registration & Coroners Service	People	Sharon Caldwell
Libraries	People	Carol Brown
Archive & Archaeology Services	People	Carol Brown
Museums Service	People	Rachel Robinson
Greenspaces, Gypsy Management Services	People	Rachel Datlen
School Crossings Patrols, Cycle Proficiency & Road Safety	People	Rachel Datlen
Adult & Community Learning	People	Judith Chadwick
Skill & Investment including Apprenticeships	People	Judith Chadwick
Scientific Services and Trading Standards	People	Simon Wilkes
Public Health Contracts and Services	People	Kath Cobain
Emergency Planning Services	People	Kath Cobain

Capital Programme

	ACTUAL 2019/20	REVISED FORECAST 2020/21	REVISED FORECAST 2021/22	REVISED FORECAST 2022/23 and Beyond	REVISED TOTAL FORECAST 2019/20 - 2022/23 and Beyond
TOTAL EXPENDITURE	£000	£000	£000	£000	£000
CHILDREN AND FAMILIES	9,834	26,466	2,284		38,584
OPEN FOR BUSINESS	45,452	87,026	39,422	800	172,700
THE ENVIRONMENT	38,636	73,353	29,451	2,143	143,583
HEALTH & WELL-BEING	4,070	3,412			7,482
EFFICIENCY & TRANSFORMATION	6,568	12,553	5,620	5,056	29,797
TOTAL	104,560	202,809	76,777	7,999	392,145

	ACTUAL 2019/20	REVISED FORECAST 2020/21	REVISED FORECAST 2021/22	REVISED FORECAST 2022/23 and Beyond	REVISED TOTAL FORECAST 2019/20 - 2022/23 and Beyond
TOTAL FUNDING	£000	£000	£000	£000	£000
TEMPORARY AND LONG TERM BORROWING	30,502	87,729	41,389	4,426	164,046
CAPITAL RECEIPTS	9,652	10,950	3,559	3,550	27,711
GOVERNMENT GRANTS	56,351	100,394	23,455	23	180,223
CAPITAL RESERVE	1,192	672			1,864
THIRD PARTY CONTRIBUTIONS Bfwd					
THIRD PARTY CONTRIBUTIONS In Year					
THIRD PARTY CONTRIBUTIONS	6,863	3,064	8,374		18,301
TOTAL	104,560	202,809	76,777	7,999	392,145

	ACTUAL 2019/20	REVISED FORECAST 2020/21	REVISED FORECAST 2021/22	REVISED FORECAST 2022/23 and Beyond	REVISED TOTAL FORECAST 2019/20 - 2022/23 and Beyond
Children and Families	£000	£000	£000	£000	£000
- The Chantry High School Expansion	109	22			131
- Nunnery Wood High School Expansion	764	484			1,248
- Christopher Whitehead High School Expansion	7	15			22
- Rushwick Primary School Expansion		130			130
- Bengeworth 1st		139			139
- Social Care Projects	217	37			254
- Social Care Projects 17/18	138	3,323			3,461
- Redditch S.77 Projects	12				12
- Evesham St Andrews	1	129			130
- Leigh and Bransford	57	165			222
- Holyoaks Field 1st School	936	4,966			5,902
- Worcester Library and History Centre (Non - PFI capital costs)	27	147			174
- Redditch Library	12	119			131
- Kidderminster Library	6	78			84
- Flexible use of Capital Receipts		133			133
- Major Schemes - Residual	250	54			304
- Capital Maintenance	978	6,716			7,694
- Basic Need	3,135	9,993			13,128
- School Managed Schemes (Inc. Universal Infant School meals and Devolved Formula Capital)	2,525	-368	368		2,525
- EFA Extension of Provision (Early Years)		259			259
- Healthy Pupil	73	-73	73		73
- Special Provision	391	-391	1,843		1,843
- Libraries Minor Works	196	247			443
- Composite Sums - Residual		142			142
TOTAL	9,834	26,466	2,284		38,584

	ACTUAL 2019/20	REVISED FORECAST 2020/21	REVISED FORECAST 2021/22	REVISED FORECAST 2022/23 and Beyond	REVISED TOTAL FORECAST 2019/20 - 2022/23 and Beyond
Open for Business	£000	£000	£000	£000	£000
- Open for Business (including Economic Game Changer Sites).		4,050	2,500	450	7,000
- QinetiQ Land Purchase	1	2,000			2,001
- Worcester Technology Park	11	9	9		29
- Malvern Hills Science Park Scheme	18	321			339
- Local Broadband Plan Phase 1		3,310			3,310
- Local Broadband Plan Phase 3	510	3,386			3,896
- A4440 WSLR Phase 4	16,480	20,954	18,809		56,242
- A38 Bromsgrove	2,720	8,246	3,097		14,063
- Kidderminster Churchfields	1,658	2,909	129		4,696
- Pershore Northern Infrastructure (including up to £6.4m from HIIIF)	2,377	5,758	4,419		12,554
- Capital Skills Programme	1,950	222			2,172
- Southern Link Dualling Phase 3	5,477	1,768			7,245
- Southern Link Dualling Phase 3 - Broomhall Way Footbridge	409	4,568			4,977
- Getting Building Fund (Including Redditch Transport Hub)		6,000	6,000		12,000
- Worcester Parkway Regional Interchange	6,850	1,604			8,454
- Kidderminster Rail Station Enhancement	2,338	941			3,279
- Railway Stations Upgrades / Extra Parking	359	3,541	750	350	5,000
- Additional Rail Station Developments inc. Worcester Shrub Hill Game Changer Site		12,000	3,000		15,000
- Town Centre Improvements:					
- Evesham	10	490			500
- Redditch	27	473			500
- Stourport	214	86			300
- Worcester	40	1,160			1,200
- Kidderminster Town Centre Phase 2	1,546	8			1,554
- Redditch Town Centre	2	0			2
- Worcester City Centre	963	412			1,375
- Malvern Public Realm		39			39
- ERDF Capital Projects	1,492	2,769	709		4,970
TOTAL	45,452	87,026	39,422	800	172,700

	ACTUAL 2019/20	REVISED FORECAST 2020/21	REVISED FORECAST 2021/22	REVISED FORECAST 2022/23 and Beyond	REVISED TOTAL FORECAST 2019/20 - 2022/23 and Beyond
The Environment	£000	£000	£000	£000	£000
Local Transport Plan:					
- Structural Carriageway/Bridgeworks	27,617	33,868	11,287		72,772
- Integrated Transport	331	2,893	213		3,437
Major Schemes: Infrastructure					
- Cutting Congestion:					
- A38 / A4104 Staggered Junction Upton	36	3,964	2,500		6,500
- Evesham Town Centre	26	174			200
- Bromsgrove Town Centre	33	367	400		800
- Hoobrook Roundabout, Kidderminster	75	2,425			2,500
- Walking and Cycling Bridges:					
- River Severn - Keepax to Gheluveld Park	290	3,709			3,999
- River Severn - Sabrina Bridge refurbishment	1	2,900			2,901
- Local Members Highways Fund	324	1,991	1,250		3,565
- Walk Cycle Route to Worc Parkway	77	67			144
- Green Deal Communities	41	3			44
- Investment Initiatives to Support Business and /or Green Technology	1	1,172	151		1,324
- Energy Efficiency - Spend to Save	24	462			486
- Warm Homes Fund	72	234	196	23	525
- Eastham Bridge	16	18			34
- Pavement Improvement Programme	1,700	4,086	4,000		9,786
- Cutting Congestion Programme	5,489	6,109			11,598
- Highway Flood Mitigation Measures	757	584	2,500		3,841
- Bewdley Flood Mitigation Measures			500		500
- Worcester Transport Strategy	112	443			555
- Hoobrook Link Road - Pinch Points	108	27			135
- Public Rights of Way	241	319	500		1,060
- Worcester Woods Paths Project		100			100
- Zebra Crossings Package		579			579
- Covid 19 Emergency Active Travel Fund		616			616
- Highways Capital Maintenance Costs			3,000	2,000	5,000
- Highways Strategic Investment Fund	583	843	454	120	2,000
- Completion of Residual Schemes	199	31			230
- Vehicle Replacement Programme	101	1,704			1,805
- Street Column Replacement Programme	382	3,665	2,500		6,547
TOTAL	38,636	73,353	29,451	2,143	143,583

	ACTUAL 2019/20	REVISED FORECAST 2020/21	REVISED FORECAST 2021/22	REVISED FORECAST 2022/23 and Beyond	REVISED TOTAL FORECAST 2019/20 - 2022/23 and Beyond
Health and Well-Being	£000	£000	£000	£000	£000
Major Schemes:					
- Capital Investment in Community Capacity/ Specialised Housing	992	2,485			3,477
- Care Act Capital		61			61
- Social Care Case Management System Replacement	2,283				2,283
- IT Personalisation	444				444
- Capital funding utilisation		336			336
- A&CS Minor Works	90	271			361
- Social Care Performance IT Enhancement	261	259			520
TOTAL	4,070	3,412			7,482

	ACTUAL 2019/20	REVISED FORECAST 2020/21	REVISED FORECAST 2021/22	REVISED FORECAST 2022/23 and Beyond	REVISED TOTAL FORECAST 2019/20 - 2022/23 and Beyond
Efficiency and Transformation	£000	£000	£000	£000	£000
Major Schemes:					
- Digital Strategy	2,013	5,255	2,070	1,506	10,844
- Repair and Maintenance of a Longer Term Benefit (And BUoP)	959	2,877			3,836
- Stourport Library/ Coroners Relocation to Civic Centre		18			18
- Capitalised Transformation Costs	3,596	4,403	3,550	3,550	15,099
TOTAL	6,568	12,553	5,620	5,056	29,797