



worcestershire
county council

2023/24

BUDGET BOOK

Information in this document agrees to the 2023/24 Revenue Budget approved at full Council on 16th February 2023.

This excludes recharges into Directorates from Corporate and Central Services.

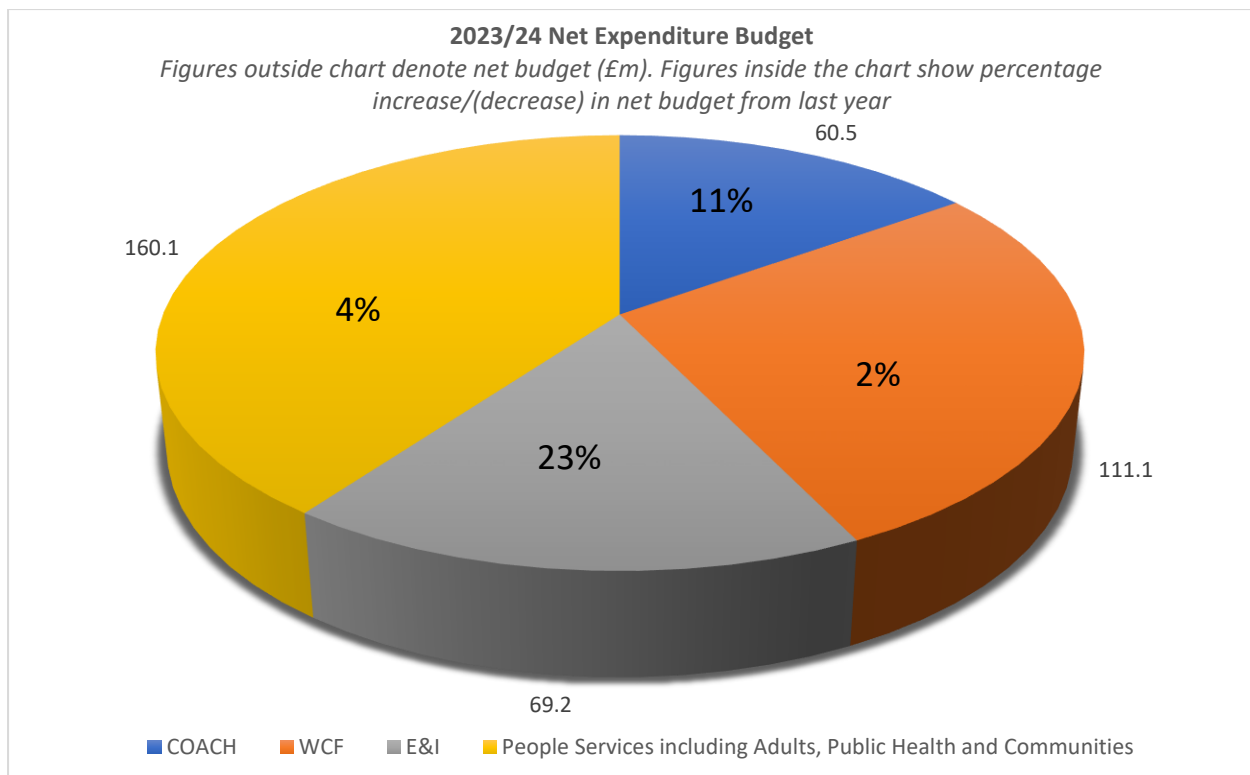
Rounding may also have a marginal impact.

Table of Contents

Summary Financial Information 2023/24	3
Change in Net Budget from 2022/23 to 2023/24	4
Gross Council Expenditure 2023/24	5
Subjective Analysis of Expenditure 2023/24 (excludes Dedicated Schools Grant)	6
Analysis of Expenditure by Service Area 2023/24	7

Summary Financial Information 2023/24

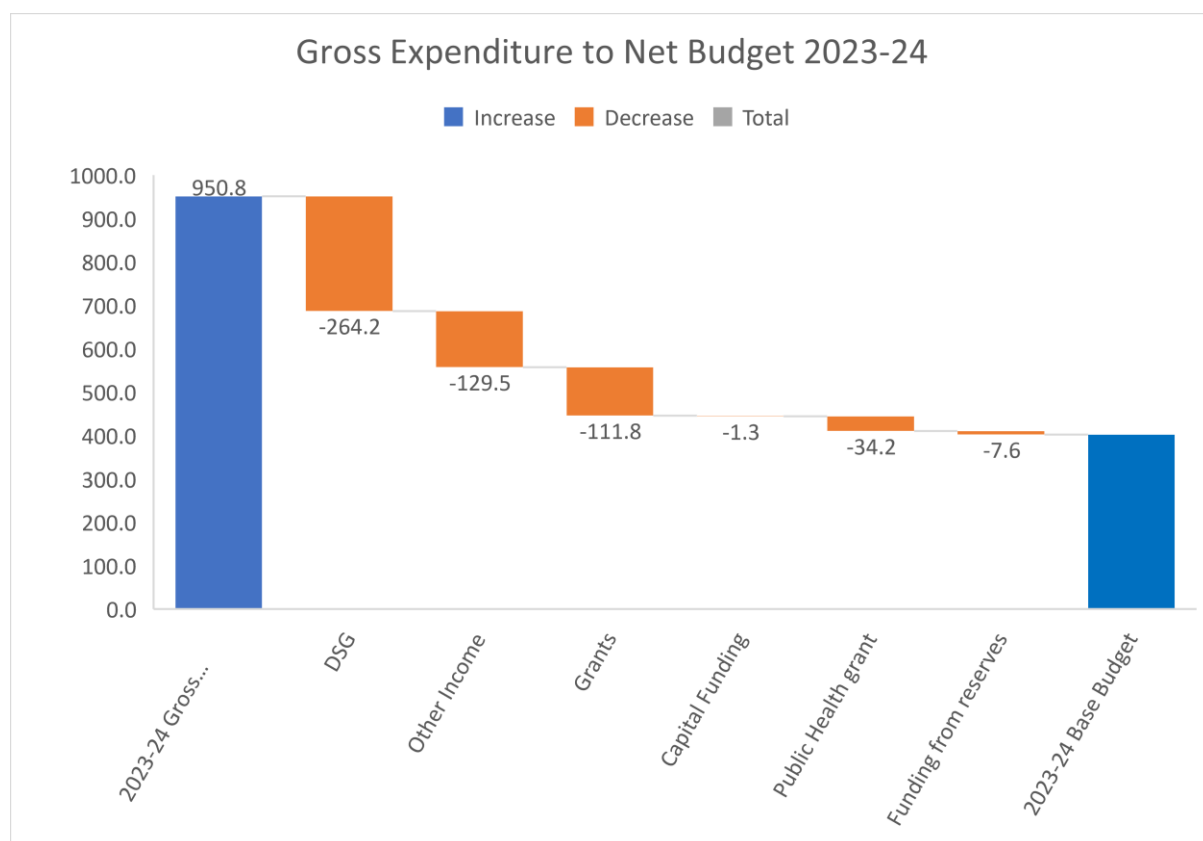
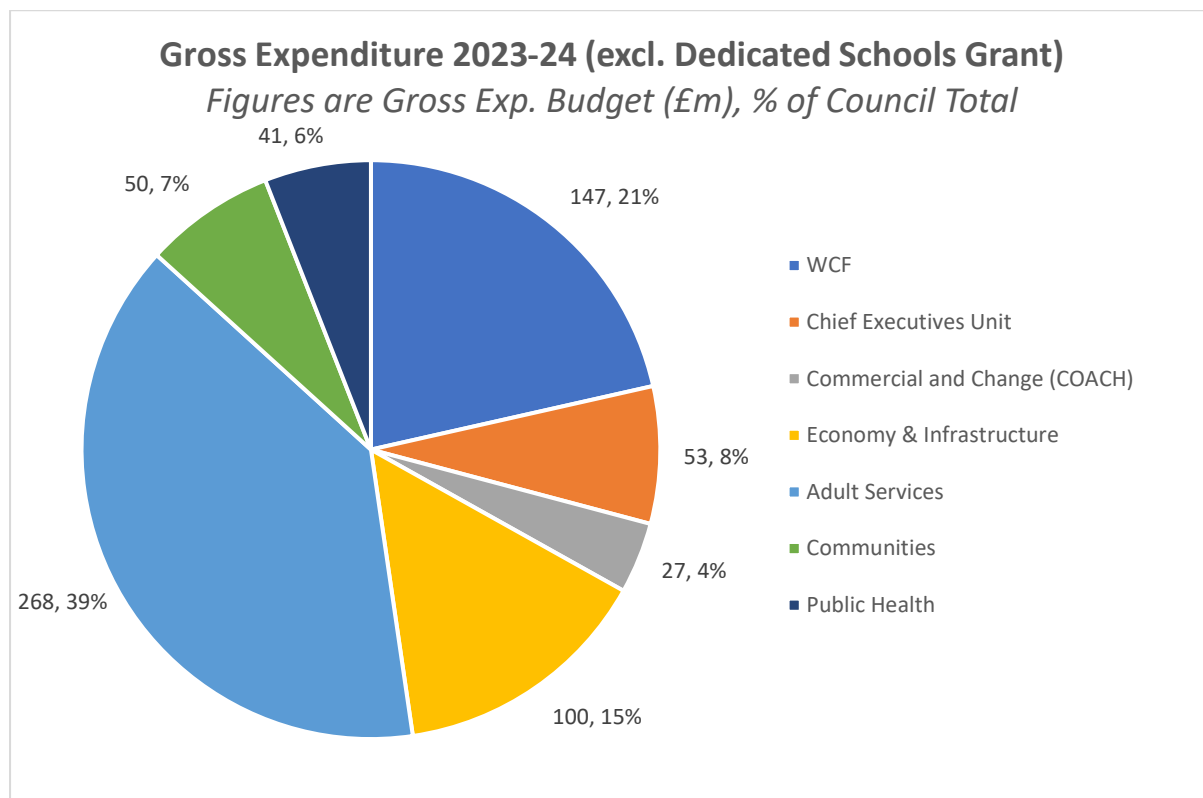
2022-23 Restated Net Expenditure (£m)	Services	2023-24 Gross Expenditure (£m)	2023-24 Income (£m)	2023-24 Net Expenditure (£m)
0.0	Schools Budget	264.2	-264.2	0.0
108.9	Supporting Vulnerable children & Education	147.4	-36.3	111.1
137.2	Adult social care and health	308.9	-166.4	142.5
16.4	Libraries, museums & community services	50.2	-32.7	17.5
56.3	Highways, planning, transport & waste disposal	100.1	-30.9	69.2
54.4	Support services, capital financing and pensions	79.9	-19.4	60.5
373.2	Total cost of services	950.8	-549.9	400.8
2.2	Use of reserves	-5.5		-5.5
375.4	Net budget requirement	945.3	-549.9	395.3
	Funded by:			
2.9	Council Tax surplus/(deficit)		0.9	
301.3	Amount to be met by Council Tax payer		317.3	
304.3	Council Tax Requirement		318.2	
68.7	Business rates		77.1	
2.5	Other Grants		0.0	
375.4	Total		395.3	



Change in Net Budget from 2022/23 to 2023/24

	£m
Net Budget Requirement 2022-23	375.4
Less transfer from reserves	-2.2
Revised Starting Position 2022-23	373.2
Adult social care demographics increase	18.5
Worcestershire Children First demographics increase	4.9
Investment to address 2023-24 pressures	3.8
Pay inflation	11.6
Contract inflation	17.0
Waste Plant Financing	6.1
Funding Capital Investment in highways and footways improvements and tree maintenance	6.0
Social Care Grant	-15.7
Other Government Grants	-2.2
Savings, Efficiencies and Income Generation	-22.4
Transfer to/(from) Reserves	-5.5
Net Budget Requirement 2023-24	395.3

Gross Council Expenditure 2023/24



Subjective Analysis of Expenditure 2023/24 (excludes Dedicated Schools Grant)

2023-24 Subjective Analysis of Expenditure								
£000's	Chief Executives Unit	Commercial and Change (COACH)	Economy & Infrastructure	Adult Services	Communities	Public Health	WCF	Total
Employee Costs	12,654	14,312	13,798	23,475	20,011	4,214	43,620	132,085
Direct Employee Expenses	13,456	15,167	14,496	26,400	20,639	4,188	43,547	137,893
Indirect Employee Expenses	-802	-855	-698	-2,925	-628	27	72	-5,808
Premises Related Expenditure	0	6,454	4,332	779	20,909	35	827	33,335
Transport Related Expenditure	30	58	2,097	2,585	311	26	22,723	27,830
Supplies & Services	2,423	6,467	6,273	5,288	6,633	5,423	17,046	49,554
Third Party Payments	849	10	73,556	234,846	2,284	28,946	62,177	402,668
Recharges	2	0	2	1,128	89	1,910	1,016	4,148
Capital Financing Costs	36,662	0	-369	-440	0	0	-608	35,245
Expenditure	52,619	27,301	99,690	267,662	50,237	40,555	146,801	684,865
Income	-8,584	-10,852	-30,535	-125,253	-32,700	-40,440	-35,688	-284,052
Grants	-433	-89	-4,311	-72,691	-14,299	-34,201	-20,470	-146,494
Recharge Income	-2,034	-2,821	-3,618	-3,139	-4,501	-855	-12,002	-28,970
Sales, Fees & Charges	-6,116	-7,373	-22,176	-49,424	-13,565	-157	-2,209	-101,019
Transfer to/from Reserves	0	-570	-431	0	-334	-5,227	-1,008	-7,569
Net Budget Requirement	44,035	16,449	69,155	142,409	17,538	115	111,113	400,813

Analysis of Expenditure by Service Area 2023/24

Total Council	Restated Budget 2022/23 £000	Initial Budget 2023/24 £000
Employees	135,462	132,085
Premises	30,468	33,335
Transport	23,796	27,830
Other Non-Staffing	424,155	456,369
MRP	11,098	13,248
Interest Charges	20,265	23,414
Gross Expenditure	645,242	686,282
Grants	-131,788	-146,494
Pension Income	0	0
Revenue Funded from Capital	-1,417	-1,417
Reserve Movements	-14,363	-7,569
Sales, Fees and Charges	-124,477	-129,989
Net Budget Requirements	373,197	400,813
FTE	3,168.9	3,201.4

Public Health Total	Restated Budget 2022/23 £000	Initial Budget 2023/24 £000
Dr. Lisa McNally - Director of Public Health		
Employees	4,530	4,214
Premises	27	35
Transport	32	26
Other Non-Staffing	33,640	36,279
Gross Expenditure	38,229	40,555
Grants	-33,133	-34,201
Reserve Movements	-3,910	-5,227
Sales, Fees and Charges	-1,136	-1,012
Net Budget Requirements	50	115
FTE	77.4	67.4

Public Health Grant Funded Services	Restated Budget 2022/23 £000	Initial Budget 2023/24 £000
<i>Responsible for the delivery of all the Council's public health duties. Promoting a culture, environment and behaviour that contributes to better health, planning for and responding to major health threats, plus commissioning of services to improve and protect health and prevent ill-health.</i>		
Employees	3,924	3,550
Premises	0	0
Transport	17	14
Other Non-Staffing	33,481	36,119
Gross Expenditure	37,422	39,683
Grants	-33,133	-34,201
Reserve Movements	-3,910	-5,227
Sales, Fees and Charges	-379	-255
Net Budget Requirements	0	0
FTE	64.4	54.4

Trading Standards		Restated Budget 2022/23 £000	Initial Budget 2023/24 £000
<p><i>The Trading Standards services discharges the County Council's statutory enforcement duties across a wide range of legislative functions like weights and measures, food law, product safety and fair trading, supporting legitimate business to comply and grow, whilst protecting consumers and creating a fair and safe trading environment for all. The service also discharges the council's duties around animal health, protecting the rural economy from the impacts of animal disease like bird flu and foot and mouth.</i></p>			
Employees		607	664
Premises		27	35
Transport		15	12
Other Non-Staffing		159	161
Gross Expenditure		807	872
Sales, Fees and Charges		-757	-757
Net Budget Requirements		50	115
FTE		13.0	13.0

Worcestershire Children's First (WCF)	Restated Budget 2022/23 £000	Initial Budget 2023/24 £000
Tina Russell - Director of Children's Services		
WCF Contract		
<i>The contract payment to Worcestershire Children First - a wholly-owned Council Company which delivers Children's Services such as Social Care and All-Age Disability, on behalf of the Council. The information in this table is a breakdown of how that money is spent within WCF.</i>		
Employees	42,487	43,620
Premises	657	827
Transport	18,687	22,723
Other Non-Staffing	72,959	80,239
Gross Expenditure	134,790	147,408
Grants	-11,602	-20,470
Reserve Movements	-622	-1,008
Revenue Funded from Capital	-608	-608
Sales, Fees and Charges	-13,060	-14,211
Net Budget Requirements	108,898	111,113
FTE	881.6	942.0

COACH	Restated Budget 2022/23 £000	Initial Budget 2023/24 £000
Andrew Spice - Director of Commercial & Change		
<i>Core business-enabling functions which underpin the delivery of Council services.</i>		
Employees	15,320	14,312
Premises	5,409	6,454
Transport	53	58
Other Non-Staffing	6,638	6,477
Gross Expenditure	27,419	27,301
Grants	-89	-89
Reserve Movements	-2,259	-570
Sales, Fees and Charges	-9,745	-10,193
Net Budget Requirements	15,326	16,449
FTE	298.0	298.0

Coach Management and Consumer relations	Restated Budget 2022/23 £000	Initial Budget 2023/24 £000
<i>To provide Strategic management to the COACH directorate and to manage the consumer relations unit</i>		
Employees	461	457
Premises	0	0
Transport	6	6
Other Non-Staffing	157	160
Gross Expenditure	624	622
Sales, Fees and Charges	-103	-103
Net Budget Requirements	520	519
FTE	6.0	6.0

Digital IT and Customer Services		Restated Budget 2022/23 £000	Initial Budget 2023/24 £000
<i>To provide and ensure the efficient use of the County Councils ICT services and facilities. Providing IT support services, IT security and procurement.</i>			
Employees		5,408	5,495
Premises		74	76
Transport		6	8
Other Non-Staffing		3,261	3,022
Gross Expenditure		8,749	8,601
Reserve Movements		-130	0
Sales, Fees and Charges		-3,476	-3,464
Net Budget Requirements		5,143	5,137
FTE		122.0	122.0

Legal and Democratic Services		Restated Budget 2022/23 £000	Initial Budget 2023/24 £000
<i>Provide expert and efficient legal advice and representation to allow the Council to achieve its aims and fulfil its duties within the law. Facilitate effective support services for the Councils statutory meetings, and to provide administrative and procedural support for all members.</i>			
Employees		2,446	3,020
Premises		0	0
Transport		23	24
Other Non-Staffing		2,241	2,403
Gross Expenditure		4,710	5,447
Grants		-69	-69
Reserve Movements		-570	-570
Sales, Fees and Charges		-1,572	-1,550
Net Budget Requirements		2,500	3,258
FTE		55.0	55.0

Property Services	Restated Budget 2022/23 £000	Initial Budget 2023/24 £000
<i>To provide the Property Management service for all WCC buildings, including, caretaking, security, reception, and mail services.</i>		
Employees	2,369	2,175
Premises	5,334	6,378
Transport	10	13
Other Non-Staffing	981	1,071
Gross Expenditure	8,695	9,637
Grants	-20	-20
Sales, Fees and Charges	-3,732	-4,532
Net Budget Requirements	4,943	5,085
FTE	55.0	55.0

Management Information and Programme Office	Restated Budget 2022/23 £000	Initial Budget 2023/24 £000
<i>Support Directorate change and transformation initiatives, supporting the delivery of the Corporate Plan through the transformation programme. To provide information to Directorates to support strategic decisions and complete statutory returns.</i>		
Employees	4,636	3,166
Premises	0	0
Transport	7	7
Other Non-Staffing	-2	-178
Gross Expenditure	4,641	2,994
Reserve Movements	-1,559	0
Sales, Fees and Charges	-862	-544
Net Budget Requirements	3,779	2,451
FTE	60.0	60.0

Economy and Infrastructure	Restated Budget 2022/23 £000	Initial Budget 2023/24 £000
John Hobbs - Director of Economy and Infrastructure		
<i>Maintaining highways, developing public transport provision, promoting sustainable travel, supporting the county's businesses with advice and access to funding, managing waste disposal services and Planning and Regulatory functions, promotion of recycling/re-use and sustainability; and promoting Worcestershire's countryside.</i>		
Employees	14,390	13,798
Premises	3,947	4,332
Transport	2,038	2,097
Other Non-Staffing	76,298	79,832
Gross Expenditure	96,674	100,059
Reserve movements	-7,326	-431
Grants	-7,092	-4,311
Sales, Fees and Charges	-25,548	-25,793
Revenue Funded from Capital	-369	-369
Net Budget Requirements	56,339	69,155
FTE	445.0	409.0

Business Management	Restated Budget 2022/23 £000	Initial Budget 2023/24 £000
<i>Strategic Management of the Economy and infrastructure Directorate</i>		
Employees	635	741
Premises	0	0
Transport	4	4
Other Non-Staffing	85	81
Gross Expenditure	724	827
Sales, Fees and Charges	0	0
Net Budget Requirements	724	827
FTE	10.0	4.0

Economy and Sustainability	Restated Budget 2022/23 £000	Initial Budget 2023/24 £000
<i>Facilitates Growth and investment within the County working collaboratively with partners for the benefit of the local economy. To facilitate clean, low carbon growth and investment. To improve communications infrastructure including Broadband and 5G.</i>		
Employees	2,703	1,341
Premises	36	36
Transport	31	12
Other Non-Staffing	2,517	738
Gross Expenditure	5,287	2,127
Reserve movements	-387	-279
Grants	-2,421	-194
Sales, Fees and Charges	-1,455	-732
Net Budget Requirements	1,023	922
FTE	63.0	33.0

Major Projects	Restated Budget 2022/23 £000	Initial Budget 2023/24 £000
<i>The development and delivery of a range of projects including transport, other infrastructure and town centre regeneration. Projects support economic growth, increased employment and improved connectivity.</i>		
Employees	823	827
Premises	133	133
Transport	30	30
Other Non-Staffing	2,645	3,161
Gross Expenditure	3,632	4,152
Grants	-2,322	-2,322
Sales, Fees and Charges	-253	0
Net Budget Requirements	1,056	1,830
FTE	24.0	24.0

Highways Operations and Public Rights of Way (PROW)	Restated Budget 2022/23 £000	Initial Budget 2023/24 £000
<i>Highways surfacing, surface dressing, patching and structural/preventative maintenance. Highways inspections, reactive and cyclic local works including gully emptying, potholes, tree works and sign clearance. Flooding and drainage works. The Highways control centre that deals with over 25,000 enquiries per annum. Ensuring the County's Public Rights of way network is properly mapped and maintained.</i>		
Employees	2,308	2,260
Premises	30	33
Transport	204	208
Other Non-Staffing	5,950	6,824
Gross Expenditure	8,493	9,324
Revenue funded from Capital	-369	-369
Sales, Fees and Charges	-21	-21
Net Budget Requirements	8,103	8,934
FTE	95.0	95.0

Passenger Transport Operations	Restated Budget 2022/23 £000	Initial Budget 2023/24 £000
<i>Network planning and procurement of subsidised bus services within the county. Procurement and management of transport contracts for Childrens and adult services, Administration of the concessionary fare scheme and the operation of the taxi driver training scheme. Managing community transport and sourcing and procuring County Council fleet vehicles.</i>		
Employees	2,997	3,338
Premises	102	150
Transport	1,671	1,746
Other Non-Staffing	11,700	12,115
Gross Expenditure	16,470	17,348
Grants	-531	-531
Reserve Movements	-152	-152
Sales, Fees and Charges	-6,102	-6,081
Net Budget Requirements	9,686	10,586
FTE	109.0	109.0

Planning and Regulation	Restated Budget 2022/23 £000	Initial Budget 2023/24 £000
<i>Responsible for strategic planning, local transport planning (including highways, rail and active travel corridors), mineral and waste plans and environmental plans. Working closely with District partners with regard to planning applications, policy development and infrastructure requirements.</i>		
Employees	900	1,058
Premises	0	0
Transport	15	15
Other Non-Staffing	184	180
Gross Expenditure	1,100	1,252
Sales, Fees and Charges	-757	-744
Net Budget Requirements	342	508
FTE	34.0	34.0

Network Management	Restated Budget 2022/23 £000	Initial Budget 2023/24 £000
<i>To ensure the safe, free movement of traffic on the highway network per government legislation. Co-ordinate works on the highway (which includes the issuing of work permits) maintain traffic signals, provide specialist advice and collect analyse and provide traffic data.</i>		
Employees	2,345	2,494
Premises	14	28
Transport	44	45
Other Non-Staffing	1,003	1,051
Gross Expenditure	3,406	3,618
Sales, Fees and Charges	-3,315	-4,012
Net Budget Requirements	91	-394
FTE	62.0	62.0

Development Management	Restated Budget 2022/23 £000	Initial Budget 2023/24 £000
<i>Ensuring works done to existing highway or new highways constructed by the development industry are to the approved specification and design standards, managed through the use of the section 278 and Section 38 of the highways act.</i>		
Employees	760	779
Premises	0	0
Transport	9	9
Other Non-Staffing	206	240
Gross Expenditure	976	1,028
Sales, Fees and Charges	-947	-947
Net Budget Requirements	29	81
FTE	16.0	16.0

Waste Management	Restated Budget 2022/23 £000	Initial Budget 2023/24 £000
<i>The disposal of household waste across Worcestershire and Herefordshire via the waste management contract. Working on waste prevention including Recycling and composting. Management and monitoring of nine land fill sites, and managing the 11 Household Recycling Centres.</i>		
Employees	464	477
Premises	396	456
Transport	14	14
Other Non-Staffing	49,773	52,341
Gross Expenditure	50,647	53,288
Grants	-1,818	-1,264
Reserve Movements	-6,788	0
Sales, Fees and Charges	-12,633	-13,193
Net Budget Requirements	29,408	38,831
FTE	11.0	11.0

Infrastructure and Contracts	Restated Budget 2022/23 £000	Initial Budget 2023/24 £000
<i>Management and life cycle planning of highway related assets including carriageways, footways, cycle tracks, vehicle restraint systems, bridges, and retaining walls. The commissioning and management of the main team Contracts for infrastructure delivery and maintenance.</i>		
Employees	269	291
Premises	0	0
Transport	8	8
Other Non-Staffing	863	925
Gross Expenditure	1,139	1,224
Sales, Fees and Charges	0	0
Net Budget Requirements	1,139	1,224
FTE	11.0	11.0

Road Lighting	Restated Budget 2022/23 £000	Initial Budget 2023/24 £000
<i>Maintains streetlights, illuminated signs and bollards. The design of lighting on future adoptable roads and new developments. WCC also manages street lighting on behalf of Parish Councils.</i>		
Employees	185	192
Premises	3,237	3,497
Transport	7	7
Other Non-Staffing	1,371	2,175
Gross Expenditure	4,800	5,871
Sales, Fees and Charges	-64	-64
Net Budget Requirements	4,736	5,807
FTE	10.0	10.0

Total for – Adult Services		Restated Budget 2022/23 £000	Initial Budget 2023/24 £000
Mark Fitton - Director of People			
<i>The Council's duties under adult social care legislation, and the Care Act. This includes providing information and advice for people about how to stay well and independent, preventing needs arising, enabling self-care, assessing people's needs for adult social care, arranging services for eligible individuals, and ensuring the sustainability and quality of services.</i>			
Employees		24,054	23,475
Premises		695	779
Transport		2,671	2,585
Other Non-Staffing		222,956	241,262
Gross Expenditure		250,376	268,102
Sales, Fees and Charges		-50,438	-52,563
Grants		-62,370	-72,691
Revenue Funded from Capital		-440	-440
Net Budget Requirements		137,128	142,409
FTE		555.7	555.7

Adults Commissioning Unit		Restated Budget 2022/23 £000	Initial Budget 2023/24 £000
<i>ASC Commissioners staffing costs and Better Care Fund activity</i>			
Employees		6,846	6,985
Premises		1	1
Transport		348	349
Other Non-Staffing		14,011	14,011
Gross Expenditure		21,207	21,345
Sales, Fees and Charges		-1,824	-3,424
Grants		-16,044	-16,044
Net Budget Requirements		3,339	1,877
FTE		197.0	197.0

IBCF	Restated Budget 2022/23 £000	Initial Budget 2023/24 £000
<i>Specific cost centre created to monitor iBCF (Improved Better Care Fund) grant income.</i>		
Employees	0	0
Premises	0	0
Transport	0	0
Other Non-Staffing	0	0
Gross Expenditure	0	0
Sales, Fees and Charges	0	0
Grants	-19,024	-19,024
Net Budget Requirements	-19,024	-19,024
FTE	0.0	0.0

Learning Disabilities	Restated Budget 2022/23 £000	Initial Budget 2023/24 £000
<i>Delivery of care for clients with Learning Disabilities Primary Support Reasons</i>		
Employees	2,255	1,654
Premises	11	17
Transport	1,552	1,397
Other Non-Staffing	72,649	80,721
Gross Expenditure	76,468	83,789
Sales, Fees and Charges	-8,740	-8,636
Grants	-2,705	-804
Net Budget Requirements	65,024	74,350
FTE	53.4	53.4

Mental Health	Restated Budget 2022/23 £000	Initial Budget 2023/24 £000
<i>Delivery of care for clients with Mental Health Primary Support Reasons</i>		
Employees	2,556	2,617
Premises	112	138
Transport	35	36
Other Non-Staffing	24,539	28,465
Gross Expenditure	27,242	31,256
Sales, Fees and Charges	-8,844	-8,610
Net Budget Requirements	18,398	22,646
FTE	64.2	64.2

Older People	Restated Budget 2022/23 £000	Initial Budget 2023/24 £000
<i>Delivery of care for clients over 65</i>		
Employees	11,871	11,729
Premises	571	622
Transport	673	735
Other Non-Staffing	91,634	95,206
Gross Expenditure	104,749	108,292
Sales, Fees and Charges	-27,284	-27,394
Grants	-6,500	-6,406
Revenue Funded from Capital	-440	-440
Net Budget Requirements	70,525	74,053
FTE	237.2	237.2

Physical Disabilities	Restated Budget 2022/23 £000	Initial Budget 2023/24 £000
<i>Delivery of care for clients with Physical Disability Primary Support Reasons</i>		
Employees	0	0
Premises	0	0
Transport	61	68
Other Non-Staffing	20,595	23,331
Gross Expenditure	20,655	23,399
Sales, Fees and Charges	-3,528	-3,881
Grants	-928	-29
Net Budget Requirements	16,200	19,489
FTE	0.0	0.0

Social Care Grant	Restated Budget 2022/23 £000	Initial Budget 2023/24 £000
<i>Various Adult Social Care grant income</i>		
Employees	0	0
Premises	0	0
Transport	0	0
Other Non-Staffing	0	0
Gross Expenditure	0	0
Sales, Fees and Charges	0	0
Grants	-17,169	-30,383
Net Budget Requirements	-17,169	-30,383
FTE	0.0	0.0

Support Services	Restated Budget 2022/23 £000	Initial Budget 2023/24 £000
<i>Adults Social Care management & Service support costs</i>		
Employees	525	490
Premises	0	0
Transport	2	2
Other Non-Staffing	-472	-472
Gross Expenditure	55	20
Sales, Fees and Charges	-218	-618
Net Budget Requirements	-163	-598
FTE	4.0	4.0

Total for Communities	Restated Budget 2022/23 £000	Initial Budget 2023/24 £000
Mark Fitton - Director of People		
<i>Other Community Services such as SENDIASS, Adult Learning and Libraries, Registry Offices and Reablement Services.</i>		
Employees	19,019	20,011
Premises	19,728	20,909
Transport	287	311
Other Non-Staffing	9,916	9,007
Gross Expenditure	48,950	50,237
Sales, Fees and Charges	-17,945	-18,066
Pension Income	0	0
Reserve Movements	-105	-334
Grants	-14,489	-14,299
Net Budget Requirements	16,411	17,538
FTE	653.4	653.4

Registration Service	Restated Budget 2022/23 £000	Initial Budget 2023/24 £000
<i>Registration of births, marriages and deaths</i>		
Employees	996	1,037
Premises	0	0
Transport	15	17
Other Non-Staffing	54	54
Gross Expenditure	1,066	1,107
Sales, Fees and Charges	-1,420	-1,474
Net Budget Requirements	-355	-367
FTE	21.2	21.2

Coroners Office	Restated Budget 2022/23 £000	Initial Budget 2023/24 £000
<i>Provision of Coroners Service</i>		
Employees	255	254
Premises	0	0
Transport	0	0
Other Non-Staffing	624	644
Gross Expenditure	879	898
Sales, Fees and Charges	-130	-130
Net Budget Requirements	749	768
FTE	89.9	89.9

Museum and Joint Museum Service	Restated Budget 2022/23 £000	Initial Budget 2023/24 £000
<i>Provision of Museum Service delivery</i>		
Employees	269	279
Premises	186	224
Transport	5	5
Other Non-Staffing	232	245
Gross Expenditure	692	753
Sales, Fees and Charges	-118	-122
Net Budget Requirements	574	631
FTE	7.9	7.9

Greenspace and Gypsy Services	Restated Budget 2022/23 £000	Initial Budget 2023/24 £000
<i>Provision of Worcestershire countryside services and Gypsy sites, Road safety team and preservation of Malvern Hills</i>		
Employees	1,024	1,061
Premises	507	541
Transport	50	50
Other Non-Staffing	492	493
Gross Expenditure	2,073	2,144
Sales, Fees and Charges	-1,293	-1,293
Grants	-670	-670
Net Budget Requirements	110	181
FTE	25.5	25.5

Skills & Inv including Adult Learning	Restated Budget 2022/23 £000	Initial Budget 2023/24 £000
<i>Provision of Adult Learning across Worcestershire</i>		
Employees	2,482	2,426
Premises	736	762
Transport	58	57
Other Non-Staffing	3,600	3,141
Gross Expenditure	6,876	6,385
Sales, Fees and Charges	-1,096	-878
Grants	-5,646	-5,456
Net Budget Requirements	134	51
FTE	55.1	55.1

Archives & Archaeology	Restated Budget 2022/23 £000	Initial Budget 2023/24 £000
<i>Costs associated with running the Archives and Archaeology service</i>		
Employees	1,865	1,898
Premises	1,038	1,040
Transport	42	57
Other Non-Staffing	494	532
Gross Expenditure	3,439	3,527
Sales, Fees and Charges	-2,042	-2,126
Grants	-56	-56
Net Budget Requirements	1,341	1,345
FTE	51.8	51.8

Adult Provider Services	Restated Budget 2022/23 £000	Initial Budget 2023/24 £000
<i>Internal residential, reablement and day care provision</i>		
Employees	7,739	8,184
Premises	428	534
Transport	75	75
Other Non-Staffing	546	550
Gross Expenditure	8,788	9,344
Sales, Fees and Charges	-1,014	-733
Grants	-11	-11
Net Budget Requirements	7,762	8,600
FTE	271.6	271.6

Buildings and Pension Liabilities	Restated Budget 2022/23 £000	Initial Budget 2023/24 £000
<i>School PFI property costs, inherent Pension liabilities</i>		
Employees	518	500
Premises	10,257	10,833
Transport	0	0
Other Non-Staffing	272	284
Gross Expenditure	11,046	11,616
Sales, Fees and Charges	-6,126	-6,623
Reserve Movements	-105	-105
Grants	-4,695	-4,695
Net Budget Requirements	120	193
FTE	0.0	0.0

Childrens S75	Restated Budget 2022/23 £000	Initial Budget 2023/24 £000
<i>Childrens S75 activity e.g. CAMHS, CWD playschemes</i>		
Employees	0	0
Premises	0	0
Transport	0	0
Other Non-Staffing	2,297	2,301
Gross Expenditure	2,297	2,301
Sales, Fees and Charges	-201	-201
Net Budget Requirements	2,096	2,100
FTE	0.0	0.0

Children's Commissioning and Partnership	Restated Budget 2022/23 £000	Initial Budget 2023/24 £000
<i>Here to help project and partnership support</i>		
Employees	925	1,270
Premises	0	0
Transport	6	6
Other Non-Staffing	65	5
Gross Expenditure	996	1,281
Sales, Fees and Charges	-312	-312
Reserve Movements	0	-228
Net Budget Requirements	684	741
FTE	33.8	33.8

Community Services Leadership Team	Restated Budget 2022/23 £000	Initial Budget 2023/24 £000
<i>Community Services Directorate Leadership</i>		
Employees	136	134
Premises	0	0
Transport	0	0
Other Non-Staffing	195	51
Gross Expenditure	332	186
Sales, Fees and Charges	0	-13
Net Budget Requirements	332	173
FTE	1.0	1.0

Education Statutory	Restated Budget 2022/23 £000	Initial Budget 2023/24 £000
<i>Chaperones and EWS Penalty notices for unauthorised school absences.</i>		
Employees	0	0
Premises	0	0
Transport	0	0
Other Non-Staffing	43	43
Gross Expenditure	43	43
Sales, Fees and Charges	-43	-43
Net Budget Requirements	0	0
FTE	0.0	0.0

SENDIASS	Restated Budget 2022/23 £000	Initial Budget 2023/24 £000
<i>Special Educational Needs and Disabilities Information Advice and Support service</i>		
Employees	228	235
Premises	4	4
Transport	1	1
Other Non-Staffing	6	6
Gross Expenditure	239	247
Sales, Fees and Charges	-208	-208
Net Budget Requirements	31	38
FTE	5.7	5.7

Strategic Libraries	Restated Budget 2022/23 £000	Initial Budget 2023/24 £000
<i>Providing Library services in Worcestershire</i>		
Employees	2,582	2,735
Premises	6,572	6,971
Transport	34	42
Other Non-Staffing	998	657
Gross Expenditure	10,186	10,406
Sales, Fees and Charges	-3,942	-3,912
Pension Income	0	0
Grants	-3,411	-3,411
Net Budget Requirements	2,833	3,083
FTE	89.9	89.9

Chief Executive Unit including HR and Finance	Restated Budget 2022/23 £000	Initial Budget 2023/24 £000
Paul Robinson - Chief Executive		
<i>Human Resources, Financial Services, and Whole Organisation Costs</i>		
Employees	15,661	12,654
Premises	5	0
Transport	28	30
Other Non-Staffing	1,747	3,274
Gross Expenditure	17,441	15,957
Sales, Fees and Charges	-6,605	-8,151
MRP	11,098	13,248
Reserve Movements	-141	0
Interest Charges	20,265	23,414
Grants	-3,013	-433
Net Budget Requirements	39,045	44,035
FTE	257.8	275.9

Chief Executive Function	Restated Budget 2022/23 £000	Initial Budget 2023/24 £000
<i>Worcestershire County Council Chief Executive Function</i>		
Employees	258	259
Premises	0	0
Transport	3	4
Other Non-Staffing	18	18
Gross Expenditure	279	280
Sales, Fees and Charges	0	0
Net Budget Requirements	279	280
FTE	1.0	1.0

Contributions & Precepts	Restated Budget 2022/23 £000	Initial Budget 2023/24 £000
<i>This £0.27m is the Worcestershire contribution to the Environment Agency local flood defence levy.</i>		
Employees	0	0
Premises	0	0
Transport	0	0
Other Non-Staffing	267	267
Gross Expenditure	267	267
Sales, Fees and Charges	0	0
Net Budget Requirements	267	267
FTE	0.0	0.0

Cross-Council Initiatives	Restated Budget 2022/23 £000	Initial Budget 2023/24 £000
<i>This cost centre is for cross-Council savings that are not attributed to individual services. The £0.1m for 2023/24 is for the additional leave purchase scheme.</i>		
Employees	0	0
Premises	0	0
Transport	0	0
Other Non-Staffing	-2,789	-100
Gross Expenditure	-2,789	-100
Sales, Fees and Charges	0	0
Net Budget Requirements	-2,789	-100
FTE	0.0	0.0

Engagement & Communications	Restated Budget 2022/23 £000	Initial Budget 2023/24 £000
<i>Provision of Communication for the Council</i>		
Employees	1,021	1,010
Premises	0	0
Transport	4	4
Other Non-Staffing	119	110
Gross Expenditure	1,144	1,124
Sales, Fees and Charges	-691	-691
Net Budget Requirements	453	432
FTE	22.0	22.0

Financial Services	Restated Budget 2022/23 £000	Initial Budget 2023/24 £000
<i>Financial Services including Corporate Finance, Internal Audit, Service Finance (support to budget holders), and Finance Operational Services such as Accounts Payable and Appointees/Deputies.</i>		
Employees	6,120	7,547
Premises	0	0
Transport	14	14
Other Non-Staffing	1,006	874
Gross Expenditure	7,140	8,436
Sales, Fees and Charges	-3,088	-4,482
Grants	-50	0
Reserve Movements	-141	0
Net Budget Requirements	3,861	3,954
FTE	151.8	169.9

Financing Transactions	Restated Budget 2022/23 £000	Initial Budget 2023/24 £000
<i>Interest charges and income from the financing of Council operations, including day-to-day cash flow management and long-term borrowing</i>		
Employees	0	0
Premises	0	0
Transport	0	0
Other Non-Staffing	-191	0
Gross Expenditure	-191	0
Sales, Fees and Charges	-396	-586
Interest Charges	20,265	23,414
Net Budget Requirements	19,678	22,828
FTE	0.0	0.0

Health and Safety	Restated Budget 2022/23 £000	Initial Budget 2023/24 £000
<i>Providing Health & Safety function for the Council functions</i>		
Employees	260	272
Premises	5	0
Transport	2	2
Other Non-Staffing	99	85
Gross Expenditure	366	358
Sales, Fees and Charges	-250	-221
Net Budget Requirements	116	138
FTE	6.0	6.0

HR, OD & Engagement	Restated Budget 2022/23 £000	Initial Budget 2023/24 £000
<i>Provision of Human Resources function for staff</i>		
Employees	3,527	3,567
Premises	0	0
Transport	5	6
Other Non-Staffing	904	984
Gross Expenditure	4,436	4,556
Sales, Fees and Charges	-1,923	-1,905
Grants	-50	-50
Net Budget Requirements	2,463	2,601
FTE	77.0	77.0

Misc. Whole Organisational Services	Restated Budget 2022/23 £000	Initial Budget 2023/24 £000
<i>Whole organisation costs and income, such as Insurance premiums and claims</i>		
Employees	10	0
Premises	0	0
Transport	0	0
Other Non-Staffing	914	1,036
Gross Expenditure	924	1,036
Sales, Fees and Charges	-256	-266
Net Budget Requirements	668	770
FTE	0.0	0.0

Minimum Revenue Provision (MRP)	Restated Budget 2022/23 £000	Initial Budget 2023/24 £000
<i>Minimum Revenue Provision (MRP) is the minimum amount which a Council must charge to its revenue budget each year, to set aside a provision for repaying external borrowing (loans). This is an annual revenue expense in a Council's budget.</i>		
Employees	0	0
Premises	0	0
Transport	0	0
Other Non-Staffing	0	0
Gross Expenditure	0	0
Sales, Fees and Charges	0	0
MRP	11,098	13,248
Net Budget Requirements	11,098	13,248
FTE	0.0	0.0

New Homes Bonus Grant Income	Restated Budget 2022/23 £000	Initial Budget 2023/24 £000
<i>The New Homes Bonus Grant is a grant paid by Central Government to Local Authorities that allow new houses to be built in their area.</i>		
Employees	0	0
Premises	0	0
Transport	0	0
Other Non-Staffing	0	0
Gross Expenditure	0	0
Sales, Fees and Charges	0	0
Grants	-1,513	-383
Net Budget Requirements	-1,513	-383
FTE	0.0	0.0

Pension Fund Backfunding		Restated Budget 2022/23 £000	Initial Budget 2023/24 £000
<i>This budget pays for additional Employer Pension contributions (known as backfunding) which are made to address a deficit in a Pension Scheme. It is not anticipated that Worcestershire will be required to make any backfunding payments in 2023/24, due to the performance of the Pension Fund investments.</i>			
Employees		4,464	0
Premises		0	0
Transport		0	0
Other Non-Staffing		0	0
Gross Expenditure		4,464	0
Sales, Fees and Charges		0	0
Net Budget Requirements		4,464	0
FTE		0.0	0.0

Whole Organisation - Contingency		Restated Budget 2022/23 £000	Initial Budget 2023/24 £000
<i>This is the contingency budget for any additional or unexpected budget pressures arising in the financial year. There is no contingency provision available for 2023/24.</i>			
Employees		0	0
Premises		0	0
Transport		0	0
Other Non-Staffing		1,400	0
Gross Expenditure		1,400	0
Sales, Fees and Charges		0	0
Grants		-1,400	0
Net Budget Requirements		0	0
FTE		0.0	0.0