

# **Worcestershire County Council Budget**

**2017-18**

# Budget 2017-18

## How the money is spent – summary of gross expenditure, income and staffing

The planned costs of services are shown below:

2016-17 Net Exp £m	Services	2017-18 Gross Exp £m	2017-18 Income £m	2017-18 Net Exp £m	Staffing
0.0	Schools budget	247.2	-247.2	0.0	4,715
77.2	Supporting vulnerable children & education	103.1	-26.7	76.4	713
132.3	Adult social care	184.4	-53.4	131.0	948
0.4	Public health	30.6	-30.5	0.1	35
9.2	Libraries, museums & community services	25.9	-16.6	9.3	348
62.7	Highways, planning, transport & waste disposal	88.6	-23.7	64.9	333
40.7	Support services, capital financing & pensions	54.6	-12.6	42.0	366
<b>322.5</b>	<b>Total cost of services</b>	<b>734.4</b>	<b>-410.7</b>	<b>323.7</b>	<b>7,458</b>
0.0	Contribution from earmarked reserves	0.0	-5.2	-5.2	0
<b>322.5</b>	<b>Net budget requirement</b>	<b>734.4</b>	<b>-415.9</b>	<b>318.5</b>	<b>7,458</b>
<b>Funded by:</b>					
3.1	Council Tax Surplus			2.6	
225.0	Amount to be met by Council Tax payer			236.2	
<b>228.1</b>	<b>Council Tax Requirement</b>			<b>238.8</b>	
58.1	Business Rates			59.8	
36.3	Revenue Support Grant			19.9	
<b>322.5</b>	<b>Total</b>			<b>318.5</b>	

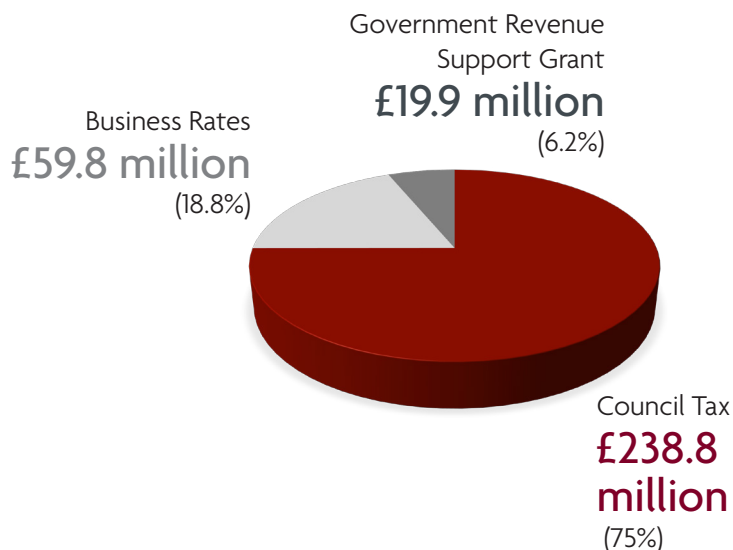
# Where the money comes from to pay for the 2017-18 budget

The County area is allowed to keep up to 50% of the business rate growth collected in Worcestershire since the introduction of the Business Rates Retention Scheme in April 2013. The Council continues to receive a Revenue Support Grant from Central Government and funding through specific grants.

Worcestershire's funding from Government grant and through business rates in 2017-18 is £79.7 million or £138 per person.

We also receive other grants from the Government for specific purposes. The most significant is the Dedicated Schools Grant (DSG) that provides £232.7 million funding for mainstream schools and statutory functions in 2017-18 and can only be used for this purpose.

The cost of providing our services in 2017-18, net of specific grants, is £323.7 million which, after transferring £5.2 million from earmarked reserves, leaves £318.5 million to be funded from business rates, Revenue Support Grant and local taxation.



# Why spending has changed from 2016-17

The Council faces additional cost pressures in respect of inflation and increases in the demand for services such as the extra numbers of people needing social care. Some inflationary costs experienced by local authorities are significantly higher than the general rate of inflation.

The net budget requirement for 2017-18 has decreased by £4.0 million over last year, as shown in the following table.

	£m
<b>Net budget requirement 2016-17</b>	<b>322.5</b>
Inflation	5.1
Adult social care demographics increase	2.0
Adult social care other service pressures	1.2
Children's safeguarding	1.5
Children's special educational needs and disability transport	1.5
Reduction in Education Services Grant	2.1
Energy from Waste agreed PFI contract variation	6.0
Investment in road maintenance	1.0
Waste Disposal costs	0.4
Other	4.0
Future Fit Reforms	-21.2
Adult Social Care Support Grant income	-2.4
Contribution from earmarked reserves in 2017-18	-5.2
<b>Net budget requirement 2017-18</b>	<b>318.5</b>

# Statement concerning adult social care funding

The Secretary of State for Communities and Local Government has made an offer to adult social care authorities. (“Adult social care authorities” are local authorities which have functions under Part 1 of the Care Act 2014, namely county councils in England, district councils for an area in England for which there is no county council, London borough councils, the Common Council of the City of London and the Council of the Isles of Scilly.)

The offer is the option of an adult social care authority being able to charge an additional “precept” on its council tax for financial years from the financial year beginning in 2016 without holding a referendum, to assist the authority in meeting expenditure on adult social care. Subject to the annual approval of the House of Commons, the Secretary of State intends to offer the option of charging this “precept” at an appropriate level in each financial year up to and including the financial year 2019-20.”

# Council Tax

The council tax contribution towards our 2017-18 budget for a Band D property is £1,155.31, a rise of 2.94% or 63p per week from last year. The following list shows how much you will pay for our services for each property band.

## Council Tax bands



The 2.94% increase in council tax includes a 2% increase which will be ring-fenced to support adult social care. For a Band D property this is equivalent to £22.45 in 2017-18. This is due to a growing demand for adult social care and increased pressures on council budgets. In Worcestershire there is an ageing population, many of whom need some form of care or support. There are now more elderly and frail people living in the county than ever before. The 0.94% increase is to support general services.

## Staffing

During 2017-18 we expect to employ the equivalent of 7,458 full-time staff, of which 4,715 are employed in schools. This includes a decrease in school-based staff due to the transfer of school academies, and the planned reduction in staff numbers as part of the Council's efficiency measures.

# Capital Investment

We plan to invest £116 million during 2017-18 in capital projects such as building and refurbishing schools, improvements to roads and infrastructure, Worcester Parkway Regional Interchange project, cutting congestion, flood mitigation measures and the provision of Super Fast Broadband.

# Borrowing

We borrow money to pay for some of our capital investment. The total borrowing at 31 March 2017 is estimated to be £405 million.

# General Balances

We plan to keep a general reserve of around £12 million to pay for emergencies and other unforeseen expenditure.

# Environment Agency

The Environment Agency, as a levying body for its flood and coastal erosion risk management (FCERM) functions, provides the following information.

FCERM money is spent on flood defence schemes, maintenance of the river system, a flood warning system and coastal erosion risk management.

## Severn and Wye, and Trent Regional Flood and Coastal Committees

	2016-17 '000s	2017-18 '000s
Gross Expenditure	£55,148	£59,097
Levies Raised	£3,059	£3,120
<b>Total Council Tax Base</b>	<b>2,650</b>	<b>2,701</b>

A change in the Gross Budgeted expenditure between the years reflects the programme of works for both capital and revenue needed by the Regional Flood and Coastal Committees. The total Local Levy raised has increased by 2.0%.

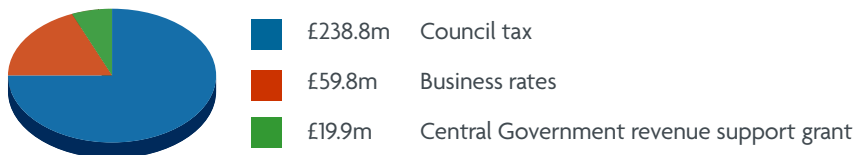
The local flood defence levy included in the County Council's budget for 2017-18 is £0.2m (2016-17 £0.2m).



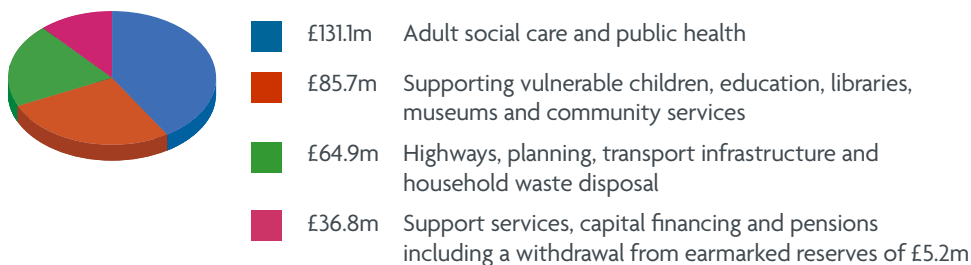
# Worcestershire County Council Budget 2017-18

Three-quarters of Worcestershire County Council's income is from council tax. The Council capital financing budget supports major investment into schools, roads and other transport infrastructure, as well as economic development activities such as supporting the provision of business parks and enhancing broadband coverage across the county.

## Council income 2017-18



## Net Council expenditure 2017-18



Worcestershire County Council is increasing its council tax by 2.94% from 1 April 2017. For the average band D property the increase amounts to less than 10 pence per day. 2% of the increase is specifically to protect vulnerable adults in response to the demographic growth and the increasing complexity of supporting older people and adults with disabilities. The Council provides a wide range of services to people across Worcestershire including:

- Improving outcomes for vulnerable children and young people. This year an additional £3.5 million is being invested to increase capacity to support front line social workers, along with additional support for care leavers;
- Helping older people and vulnerable adults to live independently for longer;
- Supporting education in Worcestershire, where 9/10 schools are rated good or outstanding;
- Maintaining and enhancing the condition of our highways including an extra £5 million to be invested into tackling traffic congestion over the next two years and £6 million earmarked over the next two years to improve pavements;
- Major infrastructure projects such as Worcestershire Parkway railway station, Hoobrook Link Road and Southern Link Road through strategic management of financial resources;
- Providing libraries and more than 5600 hectares of green space available to residents across Worcestershire for recreation and access;
- Disposal of waste and recycling that is collected by your district council and operating household waste sites across the county.

For more information on the budget go to [www.worcestershire.gov.uk](http://www.worcestershire.gov.uk)

# Make your vote count

# Worcestershire County Council Elections 2017

The County Council elections will be held on 4 May 2017. This is your chance to choose your local County Councillor - but remember you must be registered to be able to vote. If you are unsure whether you are registered to vote at your current address, you should contact your District Council. Alternatively you can visit the national vote registration website [www.gov.uk/register-to-vote](http://www.gov.uk/register-to-vote). If you are unable to make it to your local polling station, you can apply for a postal vote or to vote by proxy. To find out more about local elections go to [www.worcestershire.gov.uk/elections](http://www.worcestershire.gov.uk/elections)

## Are you interested in becoming a County Councillor?

Visit [www.worcestershire.gov.uk/elections](http://www.worcestershire.gov.uk/elections) to download our leaflet 'Become a Councillor'.

## Keep up to date with the County Council elections on Twitter

by following @worccsc and using #wcelections

## Do you want to have your say on how things are run in your local area?

If you are 18 or over join Worcestershire Viewpoint to share your views with the people who shape the place where you live. You can sign up to the panel at any time at

[www.worcestershire.gov.uk/viewpoint](http://www.worcestershire.gov.uk/viewpoint)


A photograph of two young children, a girl with red hair and a boy with brown hair, smiling and hugging each other. The background is a soft-focus outdoor setting with greenery.

They belong together  
Could you adopt brothers or sisters?

 adoptionworcestershire  
 [worcestershireadoption.co.uk](http://worcestershireadoption.co.uk)  
 0800 633 5442

 worcestershire  
county council

 Find us... [www.worcestershire.gov.uk](http://www.worcestershire.gov.uk)

 Like us... Search 'Your Worcestershire'

 Follow us... @worccsc and @worctravel

 worcestershire  
county council